

 **MECHANICAL FLOOR PLAN - 1ST FLOOR**
SCALE: 1/4" = 1'-0"

MECHANICAL KEY NOTES:

1. REFERENCE SHEET M2.2 - 2ND FLOOR MECHANICAL PLAN FOR CONTINUATION OF DUCT WORK.
2. PROVIDE NEW VOLUME DAMPER.

tercilla *courtemanche*
architects









AA 0003414
2047 vista parkway, suite 100
west palm beach, florida 33411 ph: 561.478.4457 fx: 561.478.4102

Tenant Improvement for:
SUITE 101
Gardens Park of Commerce - Building 3
Palm Beach Gardens, FL

commission 212031

date: 5-29-12

revision date

no. 








drawing **M1.1**

copyright 2012

RGD
CONSULTING ENGINEERS
MECHANICAL | ELECTRICAL | PLUMBING | FIRE PROTECTION
www.rgdengineers.com
MADE IN THE USA

1232 INDIANTOWN RD., SUITE 104, JUPITER, FL 33458 (561) 743-0165
These Drawings are NOT VALID for any purpose which requires the original
signature and seal of the engineer unless the original signature and seal are affixed.
Drawings not signed and sealed by the engineer shall not be submitted to any
authority or used for any purpose where signed and sealed documents are required.

ROBERT DAVENPORT P.E.
FLORIDA P.E. NO. 37592
CERT OF AUTH 5454
MECHANICAL ENGINEER
DATE: 5.31.2012

THE CONTENTS OF THESE DOCUMENTS,
INCLUDING OF THE DESIGN ARE COPYRIGHTED
AND PROPRIETARY. THE ARCHITECT SHALL USE
ALL LEGAL REMEDIES AVAILABLE TO PROTECT
SAID COPYRIGHT. ANY USE NOT AUTHORIZED
IN WRITING BY THE ARCHITECT IS PROHIBITED.